







Greenpointe at Meadow Woods Architectural Guidelines

Approved Paint Colors for Body/Garage Door:



Paint Color	Paint Type/Code
<p data-bbox="574 554 753 592">Offshore Mist</p> 	<p data-bbox="1208 554 1354 621">Behr PPU13-16^U</p>
<p data-bbox="597 1272 730 1310">Mild Mint</p> 	<p data-bbox="1208 1272 1354 1339">Behr PPU11-12^U</p>


Paint Color	Paint Type/Code
<p data-bbox="602 520 721 552">Hummus</p> 	<p data-bbox="1214 520 1349 583">Behr PPU6-11^U</p>
<p data-bbox="591 1266 732 1297">Sand Motif</p> 	<p data-bbox="1214 1266 1349 1329">Behr PPU4-13^U</p>



Paint Color	Paint Type/Code
<p data-bbox="597 520 730 556">Rye Bread</p> 	<p data-bbox="1218 520 1347 583">Behr PPU8-10^U</p>
<p data-bbox="565 1260 763 1295">Burnished Clay</p> 	<p data-bbox="1209 1260 1356 1323">Behr PPU18-09^U</p>



Paint Color	Paint Type/Code
<p data-bbox="618 520 704 556">Greige</p> 	<p data-bbox="1208 520 1354 583">Behr PPU24-11^U</p>
<p data-bbox="578 1262 745 1297">Studio Taupe</p> 	<p data-bbox="1216 1262 1349 1325">Behr PPU5-07^U</p>


Paint Color	Paint Type/Code
<p data-bbox="586 478 737 512">Stone Walls</p> 	<p data-bbox="1214 478 1349 548">Behr PPU8-19^U</p>
<p data-bbox="578 1224 745 1257">Resort Peach</p> 	<p data-bbox="1227 1224 1338 1293">Valspar 2005-8B</p>

Paint Color	Paint Type/Code
<p data-bbox="597 478 732 514">Poolhouse</p> 	<p data-bbox="1175 478 1393 548">Sherwin Williams SW 7603</p>
<p data-bbox="618 1199 711 1234">Jubilee</p> 	<p data-bbox="1175 1199 1393 1268">Sherwin Williams SW 6248</p>

Paint Color	Paint Type/Code
<p data-bbox="560 478 764 512">Universal Khaki</p> 	<p data-bbox="1170 478 1391 548">Sherwin Williams SW 6150</p>
<p data-bbox="581 1222 743 1255">Khaki Shade</p> 	<p data-bbox="1170 1222 1391 1291">Sherwin Williams SW 7533</p>

Paint Color	Paint Type/Code
<p data-bbox="592 478 763 514">Summit Gray</p> 	<p data-bbox="1185 478 1404 546">Sherwin Williams SW 7669</p>
<p data-bbox="609 1239 747 1274">Rare Gray</p> 	<p data-bbox="1185 1234 1404 1302">Sherwin Williams SW 6199</p>

Paint Color	Paint Type/Code
<p data-bbox="565 478 766 514">Restrained Gold</p> 	<p data-bbox="1179 478 1393 548">Sherwin Williams SW 6129</p>
<p data-bbox="570 1241 761 1276">Believable Buff</p> 	<p data-bbox="1179 1241 1393 1310">Sherwin Williams SW 6120</p>



Paint Color	Paint Type/Code
Crater Gray 	Behr MS-81



Painting Guidelines:



- The body of the home and the garage door must be painted the same color.
- The trim and front door must be painted white.
- Do not choose a color that is the same as your neighbor on either side of you or in front of your home.

Approved Shingle Colors:

Shingle Color	Shingle Type
<p data-bbox="565 405 781 436">Weathered Wood</p> 	<p data-bbox="1187 401 1398 432">GAF Timberline</p>
<p data-bbox="643 1203 703 1234">Slate</p> 	<p data-bbox="1187 1203 1398 1234">GAF Timberline</p>

Shingle Color	Shingle Type
<p data-bbox="607 394 740 428">Driftwood</p> 	<p data-bbox="1187 394 1398 428">GAF Timberline</p>
<p data-bbox="607 1199 740 1232">Shakewood</p> 	<p data-bbox="1187 1199 1398 1232">GAF Timberline</p>

Shingle Color	Shingle Type
<p data-bbox="592 394 755 430">Rustic Cedar</p> 	<p data-bbox="1247 394 1339 430">Tamko</p>
<p data-bbox="613 1150 734 1186">Charcoal</p> 	<p data-bbox="1187 1150 1398 1186">GAF Timberline</p>

Shingle Color	Shingle Type
<p data-bbox="597 394 748 430">Onyx Black</p> 	<p data-bbox="1175 401 1409 470">Owens Corning/Oakridge</p>
<p data-bbox="597 1150 748 1186">Rustic Black</p> 	<p data-bbox="1247 1146 1339 1182">Tamko</p>